

22 November 2021

Dear families

Year 11 Parents' Evening Thursday 9 December 4.00pm – 6.00pm

I would like to invite you to attend our Year 11 Parents' Evening. This is an important event and provides you with an opportunity to discuss the progress of your son/daughter.

We will be hosting our Parents' Evening via School Cloud which provides an easy-to-use online appointment booking system. This allows you to choose your own appointment times with your child's teachers. Once the appointment has been made, you will receive an email confirmation.

The Parents' Evening will take place via video-conferencing. Each appointment will be five minutes in length.

Appointments can be made from Monday 22 November 2021.

Please visit <https://fazakerley.schoolcloud.co.uk/> to book your appointments. A short guide on making appointments is included with this letter. Log in with the following information:

- Your details; these must match the details we hold in SIMS. This will also include the email address we currently hold in SIMS for all electronic communication
- Your son/daughter details: as they are recorded in SIMS, this will include legal surname
- Your son/daughter's date of birth

If you have any queries please contact admin@fazakerleyhigh.org

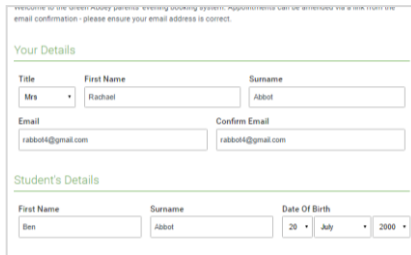
Yours faithfully

Chris Wilson
Principal
Dixons Fazakerley Academy



Parents' Guide for Booking Appointments

Browse to <https://fazakerley.schoolcloud.co.uk/>



Welcome to the 'Green' (Money) Parents' Evening Booking System. Appointments can be attended via a link from the email confirmation - please ensure your email address is correct.

Your Details

Title: Mrs | First Name: Rachael | Surname: Abbot

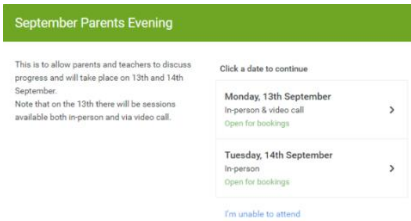
Email: rabbot4@gmail.com | Confirm Email: rabbot4@gmail.com

Student's Details

First Name: Ben | Surname: Abbot | Date Of Birth: 20 July 2000

Step 1: Login

Fill out the details on the page then click the *Log In* button. A confirmation of your appointments will be sent to the email address you provide.



September Parents Evening

This is to allow parents and teachers to discuss progress and will take place on 13th and 14th September. Note that on the 13th there will be sessions available both in-person and via video call.

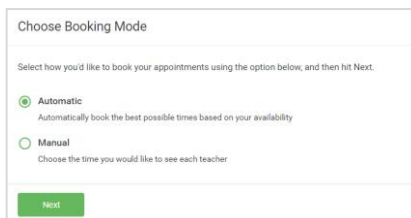
Click a date to continue

- Monday, 13th September
In-person & video call
Open for bookings
- Tuesday, 14th September
In-person
Open for bookings

[I'm unable to attend](#)

Step 2: Select Parents' Evening

Click on the date you wish to book. Unable to make all of the dates listed? Click *I'm unable to attend*.



Choose Booking Mode

Select how you'd like to book your appointments using the option below, and then hit Next.

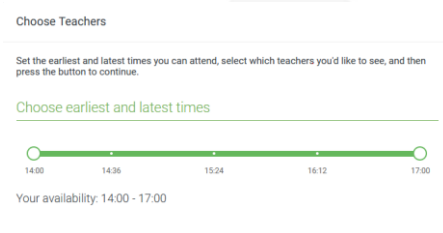
Automatic
Automatically book the best possible times based on your availability

Manual
Choose the time you would like to see each teacher

[Next](#)

Step 3: Select Booking Mode

Choose *Automatic* if you'd like the system to suggest the shortest possible appointment schedule based on the times you're available to attend. To pick the times to book with each teacher, choose *Manual*. Then press *Next*. We recommend choosing the automatic booking mode when browsing on a mobile device.



Choose Teachers

Set the earliest and latest times you can attend, select which teachers you'd like to see, and then press the button to continue.

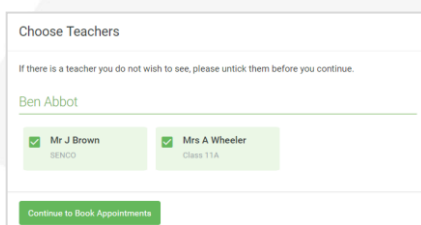
Choose earliest and latest times

14:00 | 14:36 | 15:24 | 16:12 | 17:00

Your availability: 14:00 - 17:00

Step 4: Select Availability

Drag the sliders at the top of the screen to indicate the earliest and latest you can attend.



Choose Teachers

If there is a teacher you do not wish to see, please untick them before you continue.

Ben Abbot

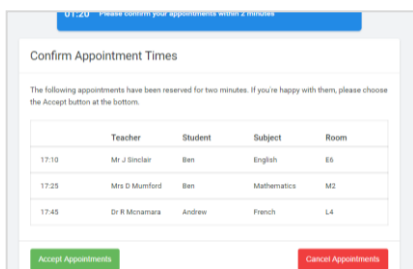
Mr J Brown (SENCO)

Mrs A Wheeler (Class 11A)

[Continue to Book Appointments](#)

Step 5: Choose Teachers

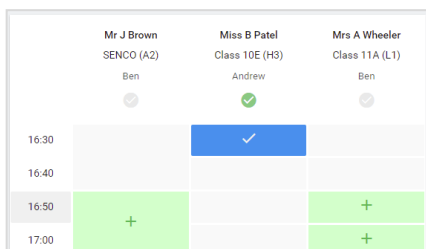
Select the teachers you'd like to book appointments with. A green tick indicates they're selected. To de-select, click on their name.



Step 6: Book Appointments (Automatic)

If you chose the automatic booking mode, you'll see provisional appointments which are held for 2 minutes. To keep them, choose **Accept** at the bottom left.

If it wasn't possible to book every selected teacher during the times you are able to attend, you can either adjust the teachers you wish to meet with and try again, or switch to manual booking mode.

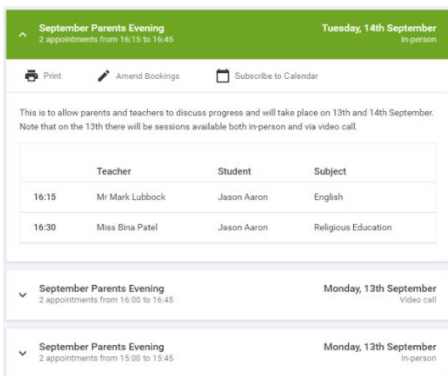


Step 7: Book Appointments

Click any of the green cells to make an appointment. Blue cells signify where you already have an appointment. Grey cells are unavailable. To change an appointment, delete the original by hovering over the blue box and clicking *Delete*. Then choose an alternate time.

You can optionally leave a message for the teacher to say what you'd like to discuss, or raise anything beforehand.

Once you're finished booking all appointments, at the top of the page in the alert box, press *click here* to finish the booking process.



Step 8: Finished

All your bookings now appear on the My Bookings page. An email confirmation has been sent and you can also print appointments by pressing *Print*. Click *Subscribe to Calendar* to add these and any future bookings to your calendar.

To change your appointments, click on *Amend Bookings*.

